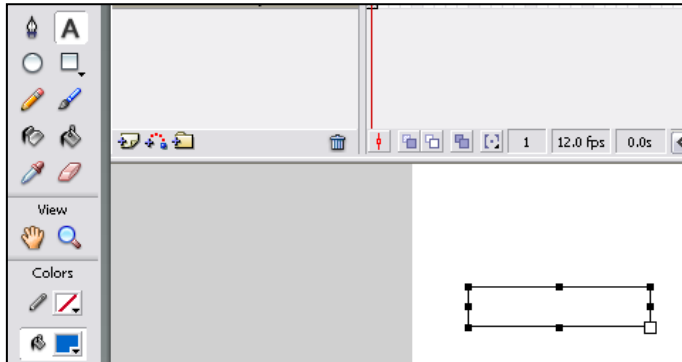


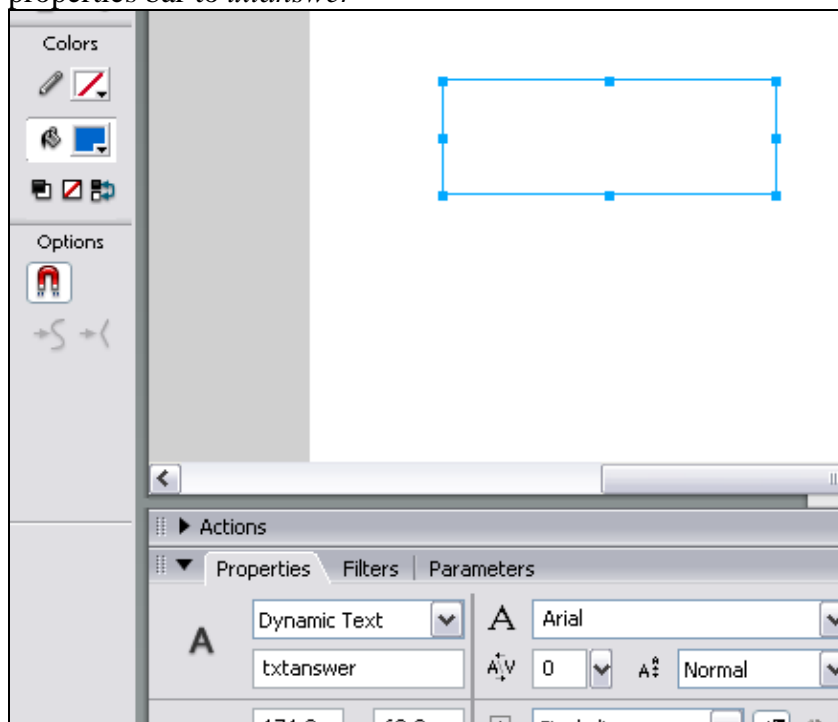
Add 2 Numbers Together

Step 1 – Start a new Flash Movie

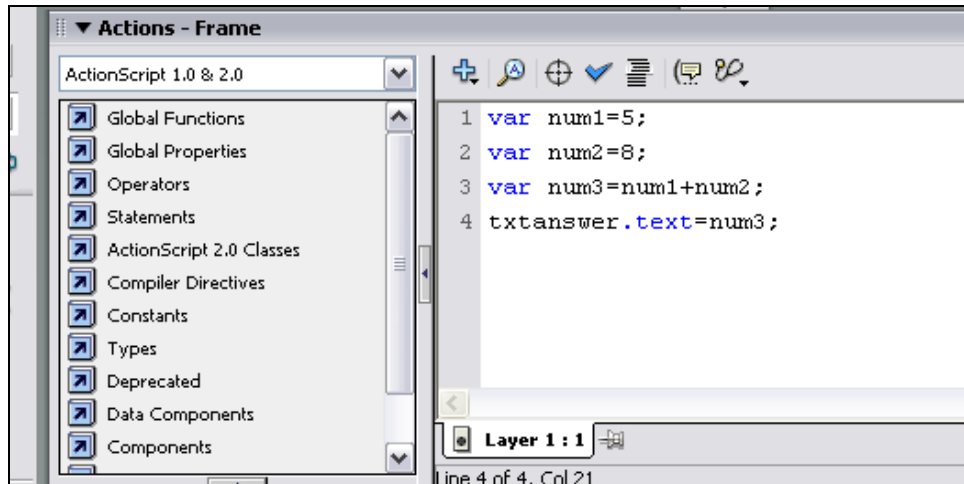
Step 2 – Get the text tool and draw a text box:



Step 3 – With the text box you just drew selected, change the instance name on the properties bar to *txtanswer*



4. Click on the white canvas so that the *txtanswer* text box is deselected!
5. Open your **actions** window
6. Add the following actions! (on the next window):

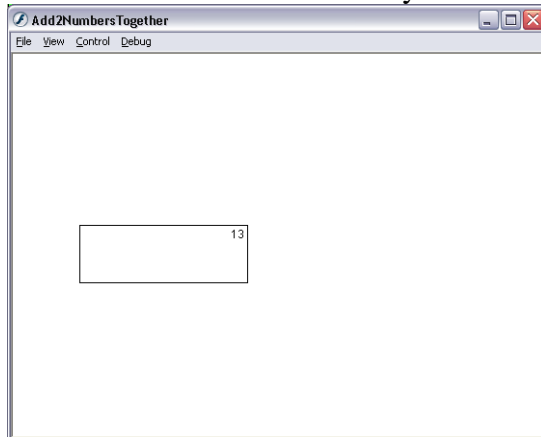


7. YOU MUST READ this box of notes! –

var means variable... a **variable** is a location set aside in the computer memory that can store numbers and letters and other wonderful things that change!

We could have written this little calculator using a lot less code, but it is important that you get used to using **variables** if you ever want to write something less boring!

7. Hit control and enter to test your movie... what happens?



8. Save and do these questions:

Questions:

1. what are the names of the **variables** used in this Flash program?
2. what do you think are the *inputs* and *outputs* to this program? Have a guess if you don't know!
3. Can you change this program so it does minus, multiply and divide? **DO IT!**
4. when do you think you will use variables in the future? Can you come up with any really good reasons why we should use them?